

JOBS WITH BLEEDS: CALL FOR QUOTE, PRICES MAY VARY
ALL PRICING BELOW DOES NOT INCLUDE INK CHARGES

ALL PRICES PER THOUSAND

1-COLOR (1/0 or 1/1)

2-COLOR (2/0, 2/1, or 2/2)

3-1/4 x 7

Stock: 24# White Wove
Seal: Latex

1000	69.01	89.61
2500	49.25	60.02
5000	41.55	44.24
10,000	35.97	38.42
17,500	32.61	35.77
25,000	31.99	32.91
50,000	29.71	30.79
75,000	28.01	29.12
100,000	27.51	27.99

3-3/4 x 7

Stock: 24# White Wove
Seal: Latex

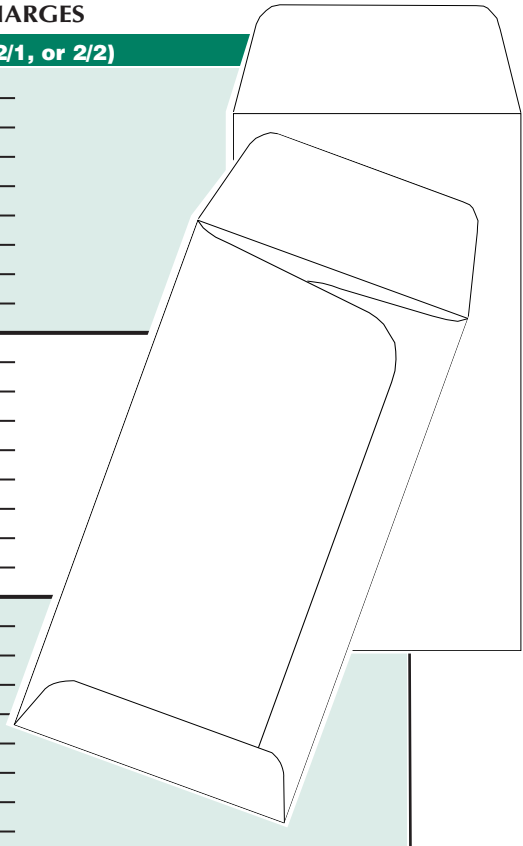
★ **BEST VALUE**

1000	64.01	84.61
2500	44.75	55.02
5000	38.55	41.24
10,000	33.97	36.23
17,500	31.61	34.77
25,000	30.99	31.91
50,000	28.71	29.89
75,000	27.00	28.12
100,000	26.51	26.99

3-3/4 x 7

Stock: 24# White Wove
Seal: Un-Gummed

1000	69.01	89.61
2500	49.25	60.02
5000	41.55	44.24
10,000	35.97	38.42
17,500	32.61	35.77
25,000	31.99	32.91
50,000	29.71	30.79
75,000	28.01	29.12
100,000	27.51	27.99



FREE INKS:

Black

Reflex Blue

PMS 185

Non-Standard Inks \$17.50 each

Standard Inks \$7.50 each: (colors shown here are not an exact pms match; use only for reference)

PMS 109

Warm Red

PMS 165

PMS 186

PMS 199

PMS 200

PMS 201

Process Blue

PMS 286

PMS 300

PMS 347

PMS 348

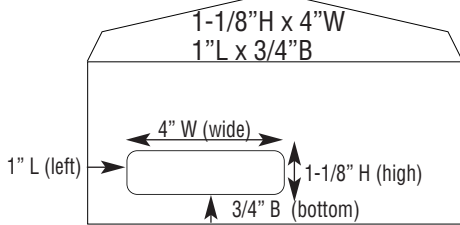
PMS 424

PMS 469

HOW TO MEASURE FOR WINDOW SPECIFICATIONS:

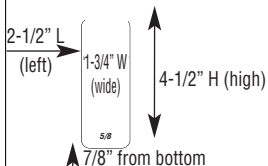
- 1) ALWAYS start with flap of envelope at the top no matter where/how copy is positioned; example shown for booklet envelope has a vertical window
- 2) Window size provided as height (H) by width (W) ~ height is always the first number
- 3) Position of window provided as left (L) then bottom (B) margin

window specs for example shown:



BOOKLET (OPEN SIDE)

window specs for example shown:
4-1/2"H x 1-3/4"W
2-1/2"L x 7/8"B



CALL FOR SPECIAL PRICING FOR OVER 25,000

SPECIAL WINDOW PRICING		OFFSET PRINTED					
MUST BE ONE OF OUR HOUSE DIE SIZES • PLEASE CALL AND CONFIRM							
SIZE	PAPER WEIGHT	1,000	2,500	5,000	10,000	17,500	25,000
UP TO A % OF POSSIBLE OVERRUN / UNDERRUN		+/-30%	+/-25%	+/-20%	+/-10%	+/-10%	+/-10%

COMMERCIAL SPECIAL WINDOW

		1,000	2,500	5,000	10,000	17,500	25,000
9	24# White Wove	237.44	95.32	51.45	41.64	36.36	32.22
9 WITH TINT	24# White Wove	270.05	113.07	59.46	47.98	39.95	36.24
10	24# White Wove	191.48	88.55	51.09	41.20	35.47	31.47
10 WITH TINT	24# White Wove	238.71	110.24	58.45	48.64	39.71	35.98
2nd COLOR ADD TO ABOVE PER M		21.29	11.47	5.46	3.28	2.84	2.46
BACK PRINTING (same color(s) as front) ADD TO ABOVE PER M		12.01	6.55	3.28	1.64	1.53	1.37

CATALOG SPECIAL WINDOW

		1,000	2,500	5,000	10,000	17,500	25,000
9x12	28# White Wove	518.34	300.38	196.90	152.75	13.15	111.78

BOOKLET SPECIAL WINDOW

		1,000	2,500	5,000	10,000	17,500	25,000
6x9	24# White Wove	283.71	161.13	110.39	72.49	59.49	54.21
9x12	28# White Wove	526.04	311.03	201.87	154.83	139.73	116.44
2nd COLOR ADD TO ABOVE PER M		23.79	19.47	11.90	9.81	7.57	6.49
BACK PRINTING (same color(s) as front) ADD TO ABOVE PER M		20.74	15.65	12.86	11.97	10.36	8.30